

BALMORAL SHOW

NORTHERN IRELAND'S LARGEST SCHOOLS
AGRICULTURE & FOOD EVENT

SCHOOL TRAIL 2024

A Great
Educational
School
Day Out




INTRODUCTION

SAFETY

BOOKINGS

DIRECTIONS



INTRODUCTION

Teacher/ Supervisor Information Pack

Welcome to the Balmoral School Trail

Welcome to the 2024 Balmoral Show School Trails. This year, the trail is bigger than ever, designed to give your students a trip they won't forget. Various exhibitors such as NI Good Food, Dale Farm Ltd and lots more will be at the show and will devote time to all students, explaining what they do with a few free samples to enjoy along the way.

We hope that through attending the Balmoral Show, children will gain a better understanding about food and agriculture in Northern Ireland as well as having an exciting day out.

A free guide service provided by Brilliant Trails will be offered to all primary school and special need groups on a first come first served basis to help them gain the most from their Show visit. This interactive guided tour will last approximately 1 hour.

The School rates provide excellent value for money and getting to the show is easy with a coach drop-off and parking on site. We aim to make this school trip as stress-free as possible for everyone.

The Schools Trail initiative is filled to the brim with fun and educational things to see and do. New stops have been added to the trail and exciting new attractions to the show.

To add to this educational field trip, a booklet "What About farming" is available to download from the Schools Zone page of the website.



Show Features and Attractions

Please find below details of some of the features and attractions of the Balmoral Show. Further attractions and show features will be available on the Balmoral Show website.

Kids Entertainment

Children, young and old, will find lots to see and do, including the Downtown Radio Stage, Funfair, Colouring in Cube, seeing animals - the list goes on!

Radio Stages

A full programme of entertainment and music is on each day on the Downtown Show Stage located behind the Eikon Shopping Village and the BBC Show Stage located beside the Poultry Pavilion.

Sheep


You'll find 21 different breeds of sheep in the Sheep Pavilion; you'll probably be able to hear them before you can see them! Sheep Shearing also goes on at the Show in the Shearing Pavilion. The competitions are fast, exciting and great to watch, but get your seat early, as it's always very popular!

Cattle

The cattle population in Northern Ireland totals over 1.17 million, which is divided between dairy and beef. You will be able to see the cattle being judged in the Cattle Rings and find their stalls nearby. Did you know? A dairy cow isn't just a dairy cow, but is known by a breed. These are the breeds you'll be able to see at the Show; Dairy Shorthorn, Ayrshire, Jersey and Holstein.

Horses and Ponies

There are many types of horses and ponies to be found around Balmoral Show; in their stables, in the judging rings and in the Main Arena. Horses come in all shapes, sizes and colours and are all as beautiful as the next. See how many different types you can see on your way round the showgrounds. There are lots of classes and displays including Pony Club Games and a Polo Tournament on Friday.



INTRODUCTION

Show Features & Attractions

Fun Fair

All the fun of the fair located beside the Eikon Shopping Village. Come and ride the big wheel and see the view for miles around from the top. Plenty of rides to keep you entertained during your visit to the Show.

Pigs & Goats

In Northern Ireland, the main breeds of pedigree pig are Large White and Landrace, both of which you'll be able to see at the Show. There is also a rare breeds section where you may find a Gloucester Oldspot, Saddleback or Berkshire pig. Come and see the lovely friendly goats and see who has won the big red rosette for 1st prize.

International Show Jumping

You'll find show jumping on every day in the Main Arena. This is always fascinating to watch as the horses are so beautiful and graceful as they jump the fences, some of which can be 1.5 meters high.

Trade Stands

There are over 700 trade stands spread throughout Balmoral Show, exhibiting a wide range of products. Within the Eikon Shopping Village you will find our new Makers Market and everything from crafts to toys and much much more!

Healthy Horticulture

As well as watching cooking demonstrations. Various catering units and seating will be in this area. This area is dedicated to everything garden related. Come and see how to grow various fruits and vegetables in the Polytunnel and learn how to grow your own.

Machinery & Vintage Machinery

When walking around Balmoral Show, make sure you visit the large machinery area. There are big trucks, tractors, excavators and many more huge pieces of machinery on display. Come and see the machinery from days gone by in the Vintage Display beside the Sheep Shearing Pavilion.

Important Information

Where Exactly Is The New Site


Balmoral Show borders the M1 motorway, on the outskirts of Lisburn and is a short distance from Sprucefeild Shopping Centre, close to the Down Royal race course. Balmoral Show is 10 miles south-west of the old King's Hall site.

The site can be accessed from the north, west and Belfast via M1 motorway and from the south via the A1. Show routes will be well sign posted.

Important Points To Note

When booking coach trips for your school, you will want the peace of mind knowing that you are traveling with a professional transport company that is legally compliant, safe and of the highest quality of standards. Ulsterbus has always worked hard to maintain the highest standards, and as a result, can assure you, our costumer, that any services booked conform to legal guidelines.

1. Compliant with all drivers' hours regulations
2. Drivers fully licensed and checked via access NI
3. Drivers are holders of the Certificated of professional Competence
4. All vehicles fully insured and taxed
5. All vehicles subject to a rigorous maintenance and PSV programme
6. Commercial operator licence up to date
7. Unrivalled back up and support in the event of emergencies and changes



SAFETY INFORMATION

Safety Advice to Teachers

Lost Child Procedure

The Balmoral Show is a very busy event and should a child get separated from their group we have a lost child procedure in place.

If you wish to report a lost child please contact any member of security / event staff or please contact the security / beside the WI Tearooms & Annex

Lunch & Picnic Area

Unfortunately we do not have a specific area for kids to have their lunch as the showground is so packed with animals, machinery, attractions etc.

There are some seated areas available such as the Healthy Horticulture or in the Grandstand overlooking the main area and in the food court area in the centre of the show.



First Aid

First aid points are clearly marked on the map provided. Should you require medical assistance please contact a member of staff or go to a first aid point.


Drop Off & Parking

As a group you can make use of the free coach parking facilities. The group entrance point is situated close to the car parks and allows drivers to park close by. All groups must ensure they include the driver as part of the group numbers.

Toilets

Toilet facilities are clearly marked around the site.





SAFETY INFORMATION

Safety Advice to Teachers

The following information has been taken from the HSENI information sheet (No.1/11) and should be read before your visit to the Balmoral Show.

Advice to teacher and other who organise visits for children

As with many other educational or recreational activities, visits can never be considered free from all risk. However, while the hazards are real, the risk of infection in children can be readily controlled by simple everyday measures.

The following practical steps will make your visit even more safe, healthy and enjoyable.

Before you visit, you should;

Explain the rules for the visit, stressing that they must not eat, drink or chew anything (including sweets) outside the areas in which you permit them to do so.

Explain why they must wash their hands thoroughly after contact with the animals, and before eating or drinking anything.

Check that cuts, grazes etc on children's hands are covered with a waterproof dressing.

During and after your visit, make sure that the children:

Teachers are reminded of the rules and precautions to take upon arrival at the site.

Do not kiss any animals.

Always wash their hands thoroughly before and after eating, after any contact with animals and again before leaving the site.

Eat only food that they have brought with them, or food for human consumption they have brought on the premises, in the designated areas, and never eat food which has fallen on the ground, or taste any animals foods.



Do not suck fingers or put hands, pencils, pens or crayons etc in mouths.

Wash their hands after changing their footwear.

Check that the children stay in their allocated groups during the visit, and that they;

Do not use or pick up any tools (eg, Spades and forks) or touch other work equipment unless permitted to do so by site staff.

Do not climb on to walls, fences, gates or animal pens etc.

Approach and handle animals quietly and gently.

Do not chase, frighten or torment the animals.


Do not wander off into unsupervised or prohibited areas eg. manure heaps.

Remember

The children are your responsibility during the visit.

You should supervise them during the visit, especially during hand washing to make sure that each child washes thoroughly. Site staff may be able to help with this supervision.

Allow plenty of time between eating or leaving so that the children do not have to rush.



BOOKING

Booking Your Event With Us

If you thought that getting to the show, parking and getting around was too much hassle; well think again. Using the online booking system at www.brillianttrails.com/booking-form, you will access a dedicated schools trail pickup and drop off area and guides for primary, special needs and hospital groups; what more could you ask for.

Once we have received your booking form, you will be given an exact costing for the show entrance. Once payment has been received we will post out your entrance pack, including wristbands, coach passes and site entrance instructions. Please insure you read through this as you may be guided through the wrong gate. If you do go through the wrong gate, you will be directed through the public entrance where you will not be booked into the show.

School / Group Prices

Pre-school Playgroups/ Primary Schools/ Special Needs & Hospital Groups (A group with a maximum of 17 children should have 3 supervising adults)	£100.00
Additional Children	£2.50
Additional Supervising Adults	£21.00

Secondary School Groups

Student	£11.50
Teacher / Supervising Adult	£21.00

Special Need Groups / Hospital Groups & Carers

Per Person	£7.50
------------	-------

Carers will attend the Show free of charge providing the person they are attending with has bought a ticket and that you have the appropriate carers documentation.

Coach drivers will have a dedicated parking area and free access to the show

Contact Information

If you need to call us to make a booking or discuss options please contact Janiene;



028 2558 2471 | 077 1387 3229 | 079 8085 9028



janiene@brillianttrails.com


Social Media

For event news and up to date show information, please like us on the Balmoral Show Schools Trail Page.

We will update the page with exhibitors and the main attractions at the show.

Each morning of the show we will update you with traffic information including the weather. Please feel free to upload your groups' best pictures of the day and leave us any feedback regarding your experience at the show.






BOOKINGS

Show Features and Attractions







DIRECTIONS

Directions

On the day of the event, traffic calming measures will be in place. Please ensure you check the website prior to your journey.

From Belfast

Follow the M1 West for 8.2 mi
At junction 7, take sliproad left to A1 towards Lisburn 0.1 mi
Bear left, and then bear left onto A1 / Hillsborough Road 0.2 mi
At roundabout, take 1st exit 0.2 mi
Turn left onto Blaris Road 1.8mi
Turn left onto Halftown Road
Arrive at Balmoral Show

From Moria

Leave towards A3 / Lisburn Road 0.4mi
Exit roundabout at 4th exit onto A3 / Lisburn Road 4.6 mi
Bear right onto Halftown Road 0.5 mi
Arrive at Balmoral Show

From Newry

Leave Newry following the A1 North, 25.3 mi
At roundabout, take 1st exit 0.3 mi
Turn left onto Harry's Road 0.7 mi
Turn right onto Culcavy Road 0.4 mi
Road name changes to Halftown Road, 0.8 mi
Arrive at Balmoral Show

Balmoral Show Map

Official Address:

Eikon Exhibition Centre,
Balmoral Show, Halftown Road, Lisburn, BT27 5RD



